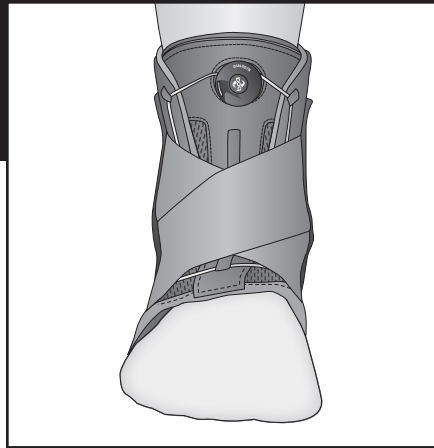




DEROYAL® SPORTS ORTHOSIS POWERED BY THE BOA® CLOSURE SYSTEM

Single Patient Use Only

Rx Only



IMPORTANT INFORMATION

Please read all instructions, warnings and precautions before use. Correct application is essential for proper functioning of product. Use only on the person it was provided to by a healthcare professional and only for the use it was intended.

INTENDED USE

The DeRoyal® Sports Orthosis is for chronic instabilities of the ankle, prophylactic talocrural support and prevention and treatment of acute ankle sprains.

PRECAUTIONS

This product is to be fitted by a physician (or properly licensed practitioner) who is familiar with the purpose for which it is intended. The physician or practitioner is responsible for providing wearing instructions and precautions to the patient as well as other healthcare providers involved in the patient's care. Consult your physician (or properly licensed practitioner) immediately if you experience sensation changes, unusual reactions, swelling or increased pain while using this product. Follow the instructions of your physician (or properly licensed practitioner) for length and duration of use.

INSTRUCTIONS FOR USE

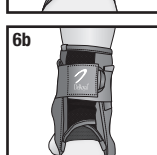
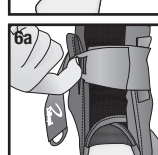
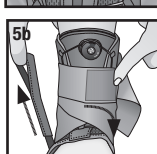
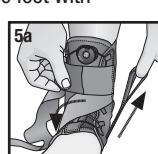
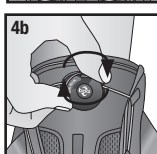
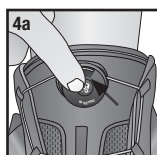
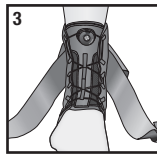
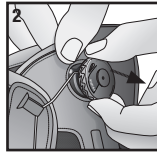
NOTE: A sock should be worn under this brace.

Application

1. Open rear closure straps and detach figure-8 straps. **NOTE:** If desired, plastic support stays can be removed from the orthosis.



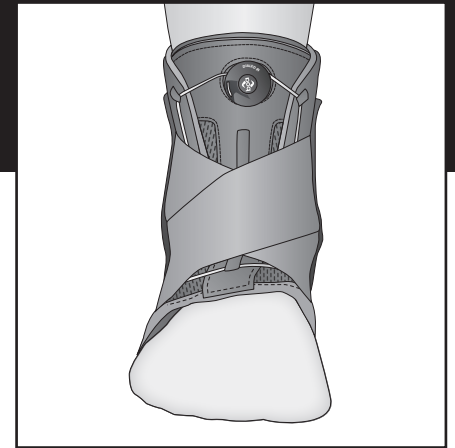
2. Pull out on dial to release lacing and pull all lace out of dial to assist in easy donning.
3. Place foot in brace at a 90° angle.
4. Push dial in to engage then turn knob clockwise to tighten laces. Laces should be secure but comfortable.
5. Starting with inside (medial) strap, bring strap across the top of the foot. Wrap strap under the heel and back around attaching to side of the brace using hook and loop closure. Repeat in the opposite direction for outside (lateral) strap.
6. Secure rear closure straps.
7. Readjust as needed for a secure and comfortable fit.
8. Laces will equalize across the top of the foot with movement. Adjust as needed during activity.



DEROYAL® SPORTS ORTHOSIS POWERED BY THE BOA® CLOSURE SYSTEM

Single Patient Use Only

Rx Only



IMPORTANT INFORMATION

Please read all instructions, warnings and precautions before use. Correct application is essential for proper functioning of product. Use only on the person it was provided to by a healthcare professional and only for the use it was intended.

INTENDED USE

The DeRoyal® Sports Orthosis is for chronic instabilities of the ankle, prophylactic talocrural support and prevention and treatment of acute ankle sprains.

PRECAUTIONS

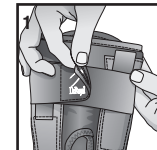
This product is to be fitted by a physician (or properly licensed practitioner) who is familiar with the purpose for which it is intended. The physician or practitioner is responsible for providing wearing instructions and precautions to the patient as well as other healthcare providers involved in the patient's care. Consult your physician (or properly licensed practitioner) immediately if you experience sensation changes, unusual reactions, swelling or increased pain while using this product. Follow the instructions of your physician (or properly licensed practitioner) for length and duration of use.

INSTRUCTIONS FOR USE

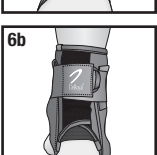
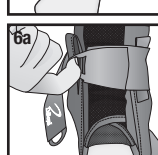
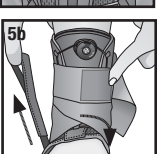
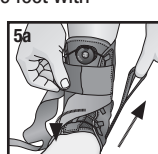
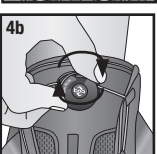
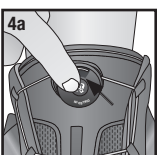
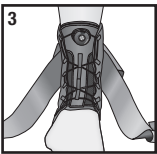
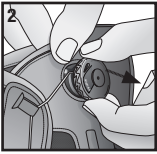
NOTE: A sock should be worn under this brace.

Application

1. Open rear closure straps and detach figure-8 straps. **NOTE:** If desired, plastic support stays can be removed from the orthosis.

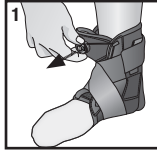


2. Pull out on dial to release lacing and pull all lace out of dial to assist in easy donning.
3. Place foot in brace at a 90° angle.
4. Push dial in to engage then turn knob clockwise to tighten laces. Laces should be secure but comfortable.
5. Starting with inside (medial) strap, bring strap across the top of the foot. Wrap strap under the heel and back around attaching to side of the brace using hook and loop closure. Repeat in the opposite direction for outside (lateral) strap.
6. Secure rear closure straps.
7. Readjust as needed for a secure and comfortable fit.
8. Laces will equalize across the top of the foot with movement. Adjust as needed during activity.



Removal

1. Pull out on dial to release lacing and pull all lace out of dial for ease of removal.
2. Open rear closure and unattach figure-8 straps.
3. Slide foot out of orthosis.



NOTE: It is recommended to assemble all straps and lacing when orthosis is not in use to prevent tangling and excess wear.



Improving Care. Improving Business.

Distributed by DeRoyal Industries, Inc.
 200 DeBusk Lane
 Powell, TN 37849 U.S.A.
 888.938.7828
 865.938.7828

©2013 DeRoyal Industries, Inc. All Rights Reserved.
 Part#0-DSOB0Aw/Stays Revised 1/13

SIZING

Size	Measurement*
X-Small	10"-11"
Small	11"-12"
Medium	12"-13"
Large	13"-14"
X-Large	14"-15"
XX-Large	15"-16"

* Measure circumference from the base of the heel around the ankle.

CARE INSTRUCTIONS

Remove plastic stays from medial and lateral pockets, hand wash softgoods in lukewarm water, mild detergent, air dry.

WARRANTY

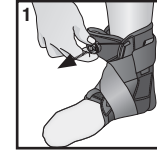
DEROYAL PRODUCTS ARE WARRANTED FOR NINETY (90) DAYS FROM THE DATE OF SHIPMENT FROM DEROYAL AS TO PRODUCT QUALITY AND WORKMANSHIP. DEROYAL'S WRITTEN WARRANTIES ARE GIVEN IN LIEU OF ANY IMPLIED WARRANTIES, INCLUDING WARRANTIES OF MERCHANTABILITY OR FITNESS FOR A PARTICULAR PURPOSE.



Scan code for more product information or visit <http://www.derooyal.com/videos/sportsorthosisboa>

Removal

1. Pull out on dial to release lacing and pull all lace out of dial for ease of removal.
2. Open rear closure and unattach figure-8 straps.
3. Slide foot out of orthosis.



NOTE: It is recommended to assemble all straps and lacing when orthosis is not in use to prevent tangling and excess wear.



Improving Care. Improving Business.

Distributed by DeRoyal Industries, Inc.
 200 DeBusk Lane
 Powell, TN 37849 U.S.A.
 888.938.7828
 865.938.7828

©2013 DeRoyal Industries, Inc. All Rights Reserved.
 Part#0-DSOB0Aw/Stays Revised 1/13

SIZING

Size	Measurement*
X-Small	10"-11"
Small	11"-12"
Medium	12"-13"
Large	13"-14"
X-Large	14"-15"
XX-Large	15"-16"

* Measure circumference from the base of the heel around the ankle.

CARE INSTRUCTIONS

Remove plastic stays from medial and lateral pockets, hand wash softgoods in lukewarm water, mild detergent, air dry.

WARRANTY

DEROYAL PRODUCTS ARE WARRANTED FOR NINETY (90) DAYS FROM THE DATE OF SHIPMENT FROM DEROYAL AS TO PRODUCT QUALITY AND WORKMANSHIP. DEROYAL'S WRITTEN WARRANTIES ARE GIVEN IN LIEU OF ANY IMPLIED WARRANTIES, INCLUDING WARRANTIES OF MERCHANTABILITY OR FITNESS FOR A PARTICULAR PURPOSE.



Scan code for more product information or visit <http://www.derooyal.com/videos/sportsorthosisboa>