


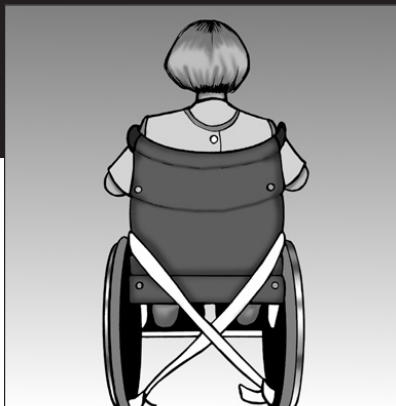





FOAM BODY BELT

	SINGLE PATIENT USE
	NON-STERILE
	NOT MADE WITH NATURAL RUBBER LATEX
RX ONLY	FEDERAL U.S.A. LAW RESTRICTS THIS DEVICE TO SALE OR USE BY OR ON THE ORDER OF A PHYSICIAN OR PROPERLY LICENSED PRACTITIONER.



IMPORTANT INFORMATION

 Please read all instructions, warnings, and cautions before use. Correct application is essential for proper functioning of the product.

Use only on the person it was provided to by a healthcare professional and only for the use it was intended.

INTENDED USE

The DeRoyal® Foam Body Belt is intended to be prescribed by a properly licensed practitioner to be used to help prevent falls or getting up without assistance.

CONTRAINDICATIONS

- Do not use on a patient who is or may become highly aggressive or agitated.
- Never use on a patient whose I.V. or wound site could be compromised by the device.

WARNINGS

- Improper application or use of device may result in serious injury or death.
- Always secure straps to a portion of the bed or wheelchair that moves with the patient. Do not secure straps to side rails.
- Always keep straps out of patient's reach.
- Inspect the fit of the product on the patient to ensure fit is proper. **DO NOT OVERTIGHTEN.** Check regularly to ensure breathing and circulation are not compromised.

CAUTIONS

- A physician or properly licensed practitioner (a "prescriber") who is familiar with the use and purpose of this product must fit it to the user. The prescriber has a duty to provide wearing instructions and risks related to the use of this product to other healthcare practitioners treating the users and the users themselves, including duration of use. The instructions provided in

this sheet do not supersede hospital protocol or direct orders of the prescriber.

- Inspect product for damaged or missing components before use.
- Discontinue use and consult your prescriber if the product or its components break or become damaged, or cleaning is no longer sufficient to sanitize product.
- Belt should be worn over patient's clothing. Consult prescriber immediately if patient experiences sensation changes, unusual reactions, swelling or increased pain while using this product. Discontinue use if pressure injuries develop.
- Take special care if the user is diabetic or has poor circulation. These users may have decreased skin sensitivity and are at greater risk for poor peripheral circulation and pressure injuries.

INSTRUCTIONS FOR USE

APPLICATION TO WHEELCHAIR

1. Place the padding of the belt across the patient's waist. If using the self-releasing belt, make sure the buckle closure is in front of the patient.
2. Feed the straps through the armrests. Take both straps and cross them behind the wheelchair backrest forming an "X."

QUICK-RELEASE TIE APPLICATION: Secure each strap to the wheelchair tilt bars using quick-release ties.

QUICK-RELEASE BUCKLE APPLICATION: Release the male and female ends of the buckles from both straps. Apply the looped end of the straps to the wheelchair tilt bars and feed the female end through the loop of the strap. Then secure the male and female ends of the buckle. Pull the excess strap from the buckle to tighten.

3. Two fingers should fit between the device and patient to ensure circulation is not compromised.

APPLICATION TO BED

1. Place the padding of the belt across the patient's waist.
2. Take both straps and secure them to the portion



of the bed frame that moves with the patient using quick-release ties or quick-release buckles. Follow the instructions for quick-release ties or quick-release buckles below.

- Two fingers should fit between the device and patient to ensure circulation is not compromised.

QUICK-RELEASE TIES

Wrap the strap(s) around the anchor once. Take the loose end of the strap(s) and create a loop. Cross the loop over the other strap(s) that is wrapped around the anchor and feed it through opening as if tying a shoelace. Hold that loop and create another loop with the loose strap(s) and feed it through the first loop. Pull the final loop and the strap(s) attached to the cuff in opposite directions to form a quick release tie.

QUICK-RELEASE BUCKLES

Release the female end of the buckle and wrap its strap around the anchor. Pull the female portion through the loop and connect the male and female ends of the buckle. Pull the excess strap to tighten.

CLEANING AND/OR MAINTENANCE

Hand wash with a mild detergent in lukewarm water. Air dry prior to wearing. Inspect the product after washing to ensure it is intact. If the product is damaged or cleaning is insufficient, do not use it and replace it with a new one.

STORAGE AND TRANSPORT CONDITIONS

	KEEP DRY
	KEEP AWAY FROM SUNLIGHT

In addition to the competent authority in the country where the patient resides, serious incidents must be reported to DeRoyal Industries, Inc.

WARRANTY

DEROYAL® PRODUCTS ARE WARRANTED FOR NINETY (90) DAYS FROM THE DATE OF SHIPMENT FROM DEROYAL AS TO PRODUCT QUALITY AND WORKMANSHIP. **DEROYAL'S WRITTEN WARRANTIES ARE GIVEN IN LIEU OF ANY IMPLIED WARRANTIES, INCLUDING WARRANTIES OF MERCHANTABILITY OR FITNESS FOR A PARTICULAR PURPOSE.**



Manufactured by:
DeRoyal Industries, Inc.
200 DeBusk Lane
Powell, TN 37849 USA
888.938.7828 or (001) 865.938.7828
www.deroyal.com

PART#0-708 | REVISED 4/2023

©2023 DEROYAL INDUSTRIES, INC.

All Rights Reserved. DeRoyal and the DeRoyal logo, are trademarks or registered trademarks of DeRoyal Industries, Inc.