



Improving Care. Improving Business.®

MBRACE WRIST SUPPORT

	SINGLE PATIENT USE
	NON-STERILE
	NOT MADE WITH NATURAL RUBBER LATEX
RX ONLY	FEDERAL U.S.A. LAW RESTRICTS THIS DEVICE TO SALE OR USE BY OR ON THE ORDER OF A PHYSICIAN OR PROPERLY LICENSED PRACTITIONER.

IMPORTANT INFORMATION

Please read all instructions and warnings before use.

INTENDED USE

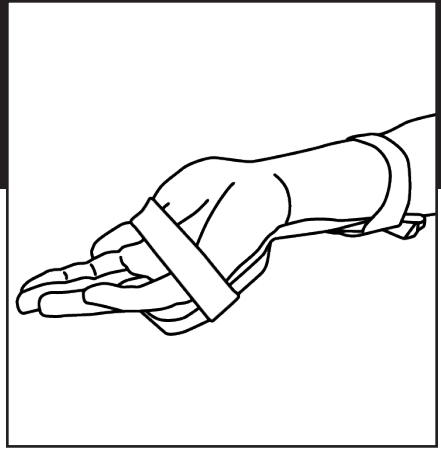
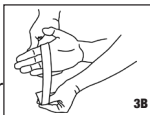
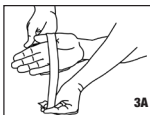
The DeRoyal® mBrace wrist support can be used for extending the wrist to 40 degrees when inserting lines or catheters in the radial artery or other arteries in the wrist. A foam pad is included for optionally padding the hand or increasing the angle of extension.

⚠️ WARNINGS

- Use care when applying to the patient, in accordance with institutional protocol.
- DeRoyal intends that nonsterile products for use in sterile environments be further processed by our customers, including further packaging or sterilization according to their own validated processes. These products are to be sterilized by ethylene oxide, as other sterilization methods have not been validated by DeRoyal and may damage the product which could cause a device malfunction or injury to the patient.
- This device has not been evaluated for reprocessing or resterilization. Reprocessing and/or re-sterilization may damage the device, rendering it unusable and/or may lead to device failure, which could result in patient illness, injury or death.

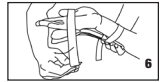
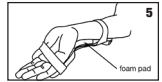
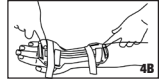
DIRECTIONS FOR USE

1. Place the hand onto the mBrace wrist support with the wrist at the apex of the brace. The hand should be placed on the larger side of the mBrace wrist support. **NOTE:** "fingers" imprinted on the front edge of the plastic mBrace wrist support frame.
2. Wrap the arm strap snugly around the patient's forearm.
3. Wrap the hand strap over the hand and snugly around the patient's thumb to prevent hand pronation. The foam pad may also be placed under the hand for



patient comfort. Alternatively, the strap can be wrapped only around the palm of the patient's hand.

4. The straps should fit snugly around the hand and forearm. Fasten the strap tips to the hook and loop strips on the underside of the mBrace wrist support.
5. mBrace wrist support is now secured onto the patient's hand, which may then be secured to an armboard or the procedure table as per institutional practice.
6. Pull the strap tips away from the hook and loop fastening strips to remove the mBrace wrist support from the patient.



STORAGE AND TRANSPORT CONDITIONS

Do not store product at extreme temperatures or in a moist/damp environment.

	KEEP DRY
	KEEP AWAY FROM SUNLIGHT

In addition to the competent authority in the country where the patient resides, serious incidents must be reported to DeRoyal Industries, Inc.

WARRANTY

DEROYAL® PRODUCTS ARE WARRANTED FOR NINETY (90) DAYS FROM THE DATE OF SHIPMENT FROM DEROYAL AS TO PRODUCT QUALITY AND WORKMANSHIP. DEROYAL'S WRITTEN WARRANTIES ARE GIVEN IN LIEU OF ANY IMPLIED WARRANTIES, INCLUDING WARRANTIES OF MERCHANTABILITY OR FITNESS FOR A PARTICULAR PURPOSE.



Improving Care. Improving Business.®

Distributed By:
DeRoyal Industries, Inc.
200 DeBusk Lane
Powell, TN 37849 USA
888.938.7828 or (001) 865.938.7828
www.deroyal.com

Part#0-1946 Revised 10/2021

©2021 DeRoyal Industries, Inc.
All Rights Reserved. DeRoyal, the DeRoyal logo, and Improving
Care. Improving Business are trademarks or registered
trademarks of DeRoyal Industries, Inc.

mBrace is a trademark used under license of DeRoyal Industries,
Inc.