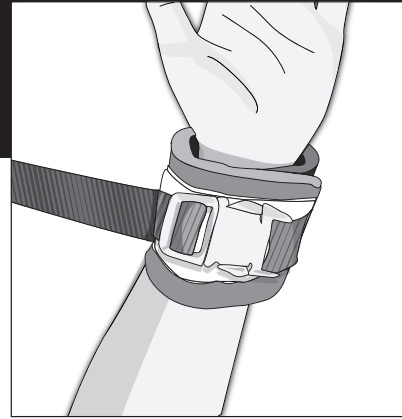


## SINGLE STRAP SECURITY CUFF WITH QUICK RELEASE BUCKLE



	SINGLE PATIENT USE
	NON-STERILE
	NOT MADE WITH NATURAL RUBBER LATEX
RX ONLY	FEDERAL U.S.A. LAW RESTRICTS THIS DEVICE TO SALE OR USE BY OR ON THE ORDER OF A PHYSICIAN OR PROPERLY LICENSED PRACTITIONER.

### IMPORTANT INFORMATION

Please read all instructions, warnings and precautions before use. Correct application is essential for proper functioning of the product. Use only on the person it was prescribed to by a healthcare professional and only for the use it was intended.

### INTENDED USE

The DeRoyal® Single Strap Security Cuffs with Quick Release Buckle are intended to be prescribed by a properly licensed practitioner to protect the patient from harming themselves, other patients, family members and/or staff.

### CONTRAINDICATIONS

Never use on a patient if an I.V. or wound site could be compromised by the device.


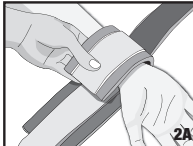
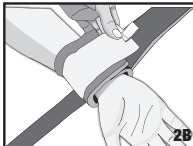
### WARNINGS

- Keep straps out of patient's reach. Patient should not be able to remove device. Improper application or use of any restraint may result in serious injury or death.
- Inspect product for damage, missing components, or contamination before use. Ensure that all hook and loop and buckle closures function properly.
- Use hospital approved bed safety guidelines. If securing the device to a bed or chair, always secure straps to the portion of the bed or chair that moves with the patient. Do not secure straps to bed side rails. Always keep straps out of patients reach.
- Check the patient regularly per hospital's policies and procedures to ensure circulation is not compromised.

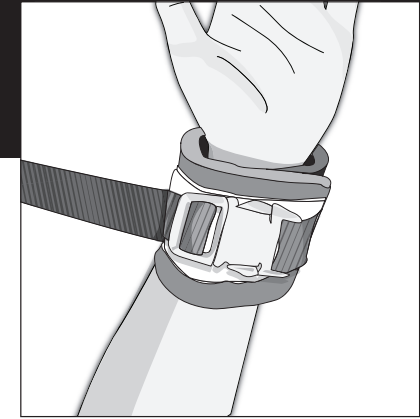
### ! CAUTIONS

- This product is to be fitted initially by a physician (or properly licensed practitioner) who is familiar with the purpose for which it is intended. The physician or practitioner is responsible for providing wearing instructions and cautions to other healthcare practitioners or healthcare providers involved in the patient's care.
- Consult physician (or properly licensed practitioner) immediately if patient experiences sensation changes, unusual reactions, swelling or increased pain while using this device. Be sure to follow your facility's policies and guidelines for frequency of patient monitoring.

### INSTRUCTIONS FOR USE

1. To secure the attachment strap to the bed or gurney, release the female end of the buckle and wrap its strap around the anchor. Pull the female portion through the looped portion of the strap and connect the male and female ends of the buckle. Pull the excess strap to tighten. **NOTE:** Secure excess strap away from patient's reach. 
2. To secure the cuffs on the patient, open the cuff by releasing the quick release buckle and hook and loop, utilizing the small white tabs. Wrap the cuff around the patient's wrist or ankle with the soft foam side touching the patient's skin, then follow with the loop side securing it to the hook. Attach the other hook tab to the loop.  

## SINGLE STRAP SECURITY CUFF WITH QUICK RELEASE BUCKLE



	SINGLE PATIENT USE
	NON-STERILE
	NOT MADE WITH NATURAL RUBBER LATEX
RX ONLY	FEDERAL U.S.A. LAW RESTRICTS THIS DEVICE TO SALE OR USE BY OR ON THE ORDER OF A PHYSICIAN OR PROPERLY LICENSED PRACTITIONER.

### IMPORTANT INFORMATION

Please read all instructions, warnings and precautions before use. Correct application is essential for proper functioning of the product. Use only on the person it was prescribed to by a healthcare professional and only for the use it was intended.

### INTENDED USE

The DeRoyal® Single Strap Security Cuffs with Quick Release Buckle are intended to be prescribed by a properly licensed practitioner to protect the patient from harming themselves, other patients, family members and/or staff.

### CONTRAINDICATIONS

Never use on a patient if an I.V. or wound site could be compromised by the device.


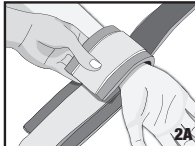
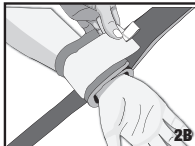
### WARNINGS

- Keep straps out of patient's reach. Patient should not be able to remove device. Improper application or use of any restraint may result in serious injury or death.
- Inspect product for damage, missing components, or contamination before use. Ensure that all hook and loop and buckle closures function properly.
- Use hospital approved bed safety guidelines. If securing the device to a bed or chair, always secure straps to the portion of the bed or chair that moves with the patient. Do not secure straps to bed side rails. Always keep straps out of patients reach.
- Check the patient regularly per hospital's policies and procedures to ensure circulation is not compromised.

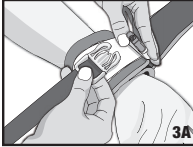
### ! CAUTIONS

- This product is to be fitted initially by a physician (or properly licensed practitioner) who is familiar with the purpose for which it is intended. The physician or practitioner is responsible for providing wearing instructions and cautions to other healthcare practitioners or healthcare providers involved in the patient's care.
- Consult physician (or properly licensed practitioner) immediately if patient experiences sensation changes, unusual reactions, swelling or increased pain while using this device. Be sure to follow your facility's policies and guidelines for frequency of patient monitoring.

### INSTRUCTIONS FOR USE

1. To secure the attachment strap to the bed or gurney, release the female end of the buckle and wrap its strap around the anchor. Pull the female portion through the looped portion of the strap and connect the male and female ends of the buckle. Pull the excess strap to tighten. **NOTE:** Secure excess strap away from patient's reach. 
2. To secure the cuffs on the patient, open the cuff by releasing the quick release buckle and hook and loop, utilizing the small white tabs. Wrap the cuff around the patient's wrist or ankle with the soft foam side touching the patient's skin, then follow with the loop side securing it to the hook. Attach the other hook tab to the loop.  

3. To secure the quick release buckle around the cuff, insert the male end into the female end of the buckle. Pull excess strap to tighten.



**CLEANING AND/OR MAINTENANCE (IF APPLICABLE)**

Please refer to hospital approved guidelines for cleaning and disinfecting of the device.

**STORAGE AND TRANSPORT CONDITIONS**

	<b>KEEP DRY</b>
	<b>KEEP AWAY FROM SUNLIGHT</b>

**WARRANTY**

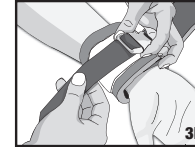
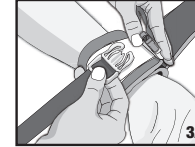
DeRoyal® products are warranted for ninety (90) days from the date of shipment from DeRoyal as to product quality and workmanship. **DEROYAL'S WRITTEN WARRANTIES ARE GIVEN IN LIEU OF ANY IMPLIED WARRANTIES, INCLUDING WARRANTIES OF MERCHANTABILITY OR FITNESS FOR A PARTICULAR PURPOSE.**

**Manufactured By:**  
DeRoyal Industries, Inc.  
200 DeBusk Lane  
Powell, TN 37849 U.S.A.  
888.938.7828  
865.938.7828

Part#0-1928 Revised 1/18

©2018 DeRoyal Industries, Inc.  
All Rights Reserved. DeRoyal, the DeRoyal logo, and Improving Care. Improving Business. are trademarks or registered trademarks of DeRoyal Industries, Inc.

3. To secure the quick release buckle around the cuff, insert the male end into the female end of the buckle. Pull excess strap to tighten.



**CLEANING AND/OR MAINTENANCE (IF APPLICABLE)**

Please refer to hospital approved guidelines for cleaning and disinfecting of the device.

**STORAGE AND TRANSPORT CONDITIONS**

	<b>KEEP DRY</b>
	<b>KEEP AWAY FROM SUNLIGHT</b>

**WARRANTY**

DeRoyal® products are warranted for ninety (90) days from the date of shipment from DeRoyal as to product quality and workmanship. **DEROYAL'S WRITTEN WARRANTIES ARE GIVEN IN LIEU OF ANY IMPLIED WARRANTIES, INCLUDING WARRANTIES OF MERCHANTABILITY OR FITNESS FOR A PARTICULAR PURPOSE.**

**Manufactured By:**  
DeRoyal Industries, Inc.  
200 DeBusk Lane  
Powell, TN 37849 U.S.A.  
888.938.7828  
865.938.7828

Part#0-1928 Revised 1/18

©2018 DeRoyal Industries, Inc.  
All Rights Reserved. DeRoyal, the DeRoyal logo, and Improving Care. Improving Business. are trademarks or registered trademarks of DeRoyal Industries, Inc.