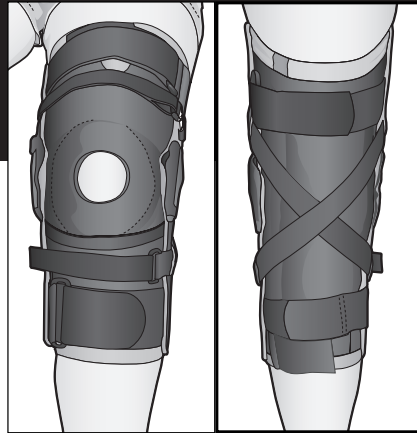




HyperControl™ Knee Brace

Single Patient Use Only

Rx Only



IMPORTANT

Please read carefully and completely before applying.

INTENDED USE

This product is designed to help protect mild to moderate knee instabilities during activity.

INDICATIONS

Patella subluxation, mild to moderate MCL, LCL, PCL and ACL sprains.

CONTRAINDICATIONS

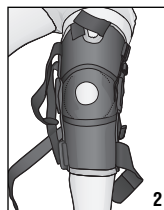
Patients with poor peripheral circulation, diabetes or decrease in skin sensitivity should not use this product.

PRECAUTIONS

Consult your medical professional immediately if you experience sensation changes, unusual reactions, swelling or prolonged pain while using this product.

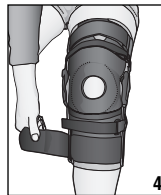
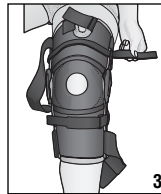
DIRECTIONS FOR USE

1. Open all hook and loop closures before application.
2. Apply the HyperControl Knee Brace by pulling it up over knee, making sure to center



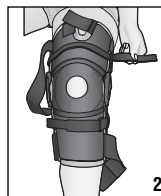
the patella in the hole and align the hinge axis with the knee joint.

3. Secure all hook and loop closure straps beginning immediately below and above the knee and secure remaining straps.
4. Adjust for a snug, comfortable fit.



FOR ADDITIONAL HYPEREXTENSION CONTROL

1. Complete steps 1-3 of instructions for use.
2. Tighten the posterior crisscross straps by pulling them anteriorly and securing them in the desired position.
3. Adjust brace for a snug, yet comfortable fit.



FOR PATELLA CONTROL

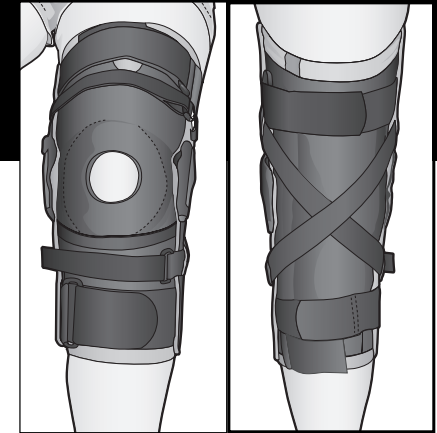
1. A buttress is located within the patella opening of the HyperControl Knee Brace. Remove buttress from inside of brace and attach in desired position.



HyperControl™ Knee Brace

Single Patient Use Only

Rx Only



IMPORTANT

Please read carefully and completely before applying.

INTENDED USE

This product is designed to help protect mild to moderate knee instabilities during activity.

INDICATIONS

Patella subluxation, mild to moderate MCL, LCL, PCL and ACL sprains.

CONTRAINDICATIONS

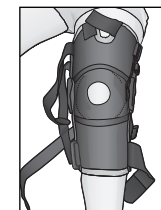
Patients with poor peripheral circulation, diabetes or decrease in skin sensitivity should not use this product.

PRECAUTIONS

Consult your medical professional immediately if you experience sensation changes, unusual reactions, swelling or prolonged pain while using this product.

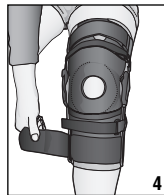
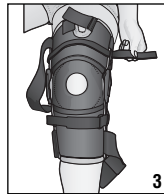
DIRECTIONS FOR USE

1. Open all hook and loop closures before application.
2. Apply the HyperControl Knee Brace by pulling it up over knee, making sure to center



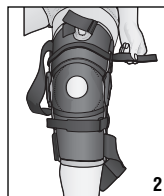
the patella in the hole and align the hinge axis with the knee joint.

3. Secure all hook and loop closure straps beginning immediately below and above the knee and secure remaining straps.
4. Adjust for a snug, comfortable fit.



FOR ADDITIONAL HYPEREXTENSION CONTROL

1. Complete steps 1-3 of instructions for use.
2. Tighten the posterior crisscross straps by pulling them anteriorly and securing them in the desired position.
3. Adjust brace for a snug, yet comfortable fit.



FOR PATELLA CONTROL

1. A buttress is located within the patella opening of the HyperControl Knee Brace. Remove buttress from inside of brace and attach in desired position.



2. Complete steps 1-3 of instructions for use.
3. Adjust brace for a snug, yet comfortable fit.

WASHING INSTRUCTIONS


Hand wash with mild detergent in lukewarm water. Air dry.



Manufacturer
DeRoyal
200 DeBusk Lane, Powell, TN 37849 U.S.A.
888.938.7828
865.938.7828

Authorized Representative
DeRoyal Europe, Ltd.
Virginia Road, Kells, County Meath Ireland
353.46.80100

Part #0-1428
Revised 3/02
©2002 DeRoyal. All Rights Reserved.



2. Complete steps 1-3 of instructions for use.
3. Adjust brace for a snug, yet comfortable fit.

WASHING INSTRUCTIONS

Hand wash with mild detergent in lukewarm water. Air dry.



Manufacturer
DeRoyal
200 DeBusk Lane, Powell, TN 37849 U.S.A.
888.938.7828
865.938.7828

Authorized Representative
DeRoyal Europe, Ltd.
Virginia Road, Kells, County Meath Ireland
353.46.80100

Part #0-1428
Revised 3/02
©2002 DeRoyal. All Rights Reserved.